



DEL DASHBOARD GERMANY OCTOBER 2023

/ Dashboard #11
// October 2023
/// www.developmentcompass.org
[@DevEngageLab](https://twitter.com/DevEngageLab)

Paolo Morini



DATA

The data for this deck come from the DEL Panel (n=6,050). Data are weighted to be nationally representative. Fieldwork conducted by YouGov, 19th September – 23rd October 2023.

USE

DEL data and analysis are a public good and can be used and shared with the appropriate citation.

CITATION

Morini, P. 2023. *DEL Dashboard – Germany October 2023*. London: Development Engagement Lab.

DEL DASHBOARDS

You can find DEL Dashboards on Development Compass:
<https://developmentcompass.org/topics/del-tracker>

THREE KEY CHANGES SINCE JUNE 2023




63%

↑ +4%*

have read, watched, or listened to news about poverty in poor countries

Public engagement with global poverty through news consumption increased sharply: 63% now say they have heard about global poverty in the news, and 50% have discussed it with family and friends.



53%

↑ +12%*

say they care most about issues related to migration and refugees

Issues related to migration and refugees now top the ranking of issues people care about in Germany, up 12 percentage points to 53% compared to June 2023. This is one of the largest increases in issue salience since DEL began tracking.



60%

↑ +5%*

think that the UN and other IOs can make a difference to levels of poverty in poor countries

After the sharp fall we observed in June 2023, all efficacy indicators are on the rise again. 6 in 10 think that both UN/other IOs and business/corporations can make a difference. 5 in 10 think NGOs and charities can make a difference when it comes to global poverty – an increase of 5% percentage points.

READING THE DEL DASHBOARD



This icon is used when there is an upward change since the last data point. An asterisk indicates the change is statistically significant.





This icon is used when there is a downward change since the last data point. An asterisk indicates the change is statistically significant.



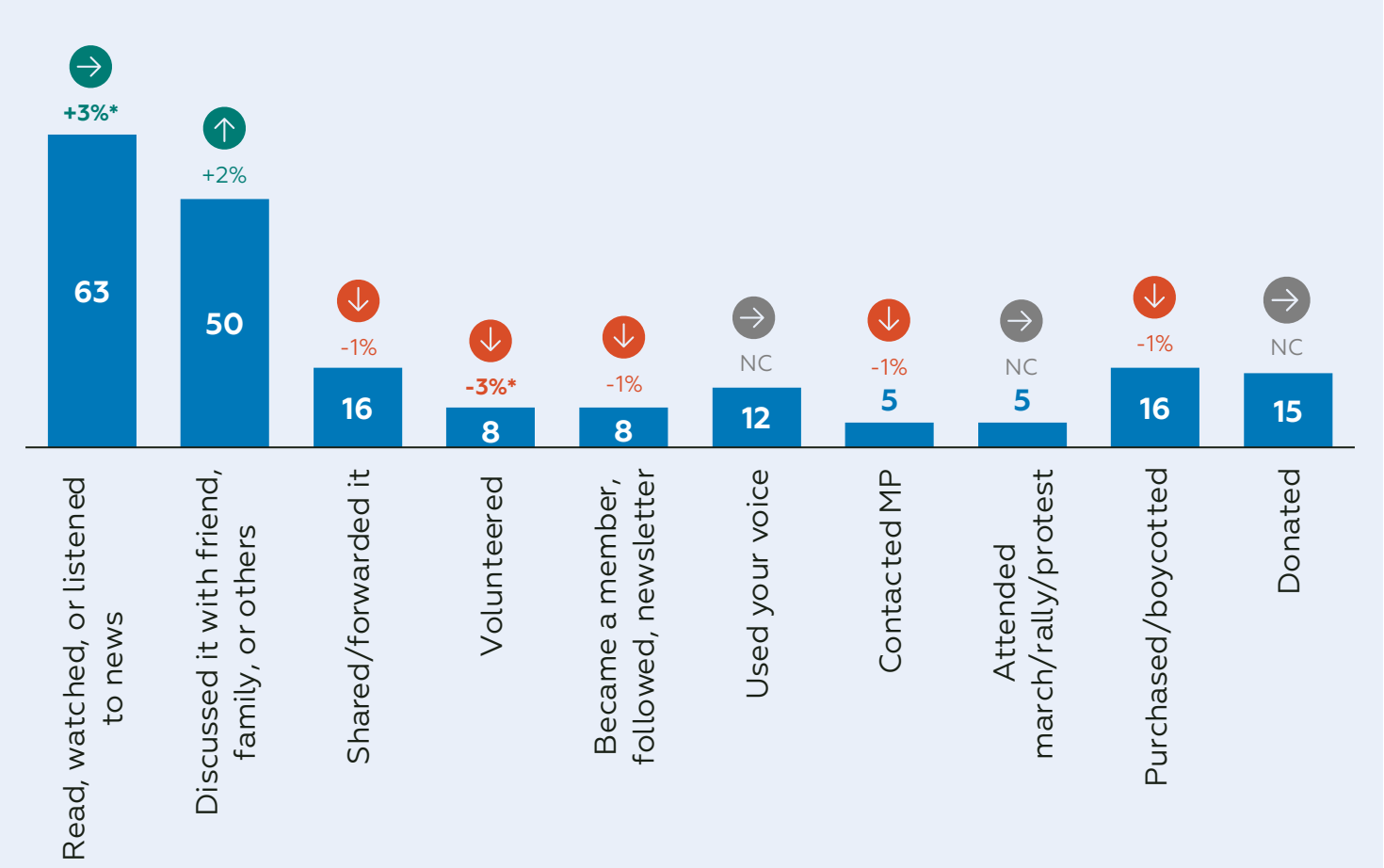
This icon is used when there is no change from the last data point, or the change was smaller than 1% in size.

BEHAVIOURAL ENGAGEMENT



Tracking the German
public's engagement with
global poverty and
sustainable development
through their actions

ENGAGEMENT BATTERY – OCTOBER 2023



Our behavioural engagement indicators show a mixed picture compared to June 2023. Engagement via information channels has grown significantly: 63% respondents say they read/watch/listen to stories about global poverty (+3 percentage points), and 50% have discussed it with family or friends (+2 percentage points), but not a significant increase).

On the other hand, significantly fewer respondents have volunteered (-3%). We see small, negative changes in sharing information, becoming a member of an organization, contacting an MP and purchasing or boycotting (all non significant).

Question: Thinking about global poverty and development, which of the following have you done, if any, in the past 12 months? (% who have taken each action)
 Sample size n=6,050 | Base: DE adults | Data are weighted to be nationally representative | Fieldwork by YouGov, 19 Sep – 23 Oct 2023
 Comparison to June 2023

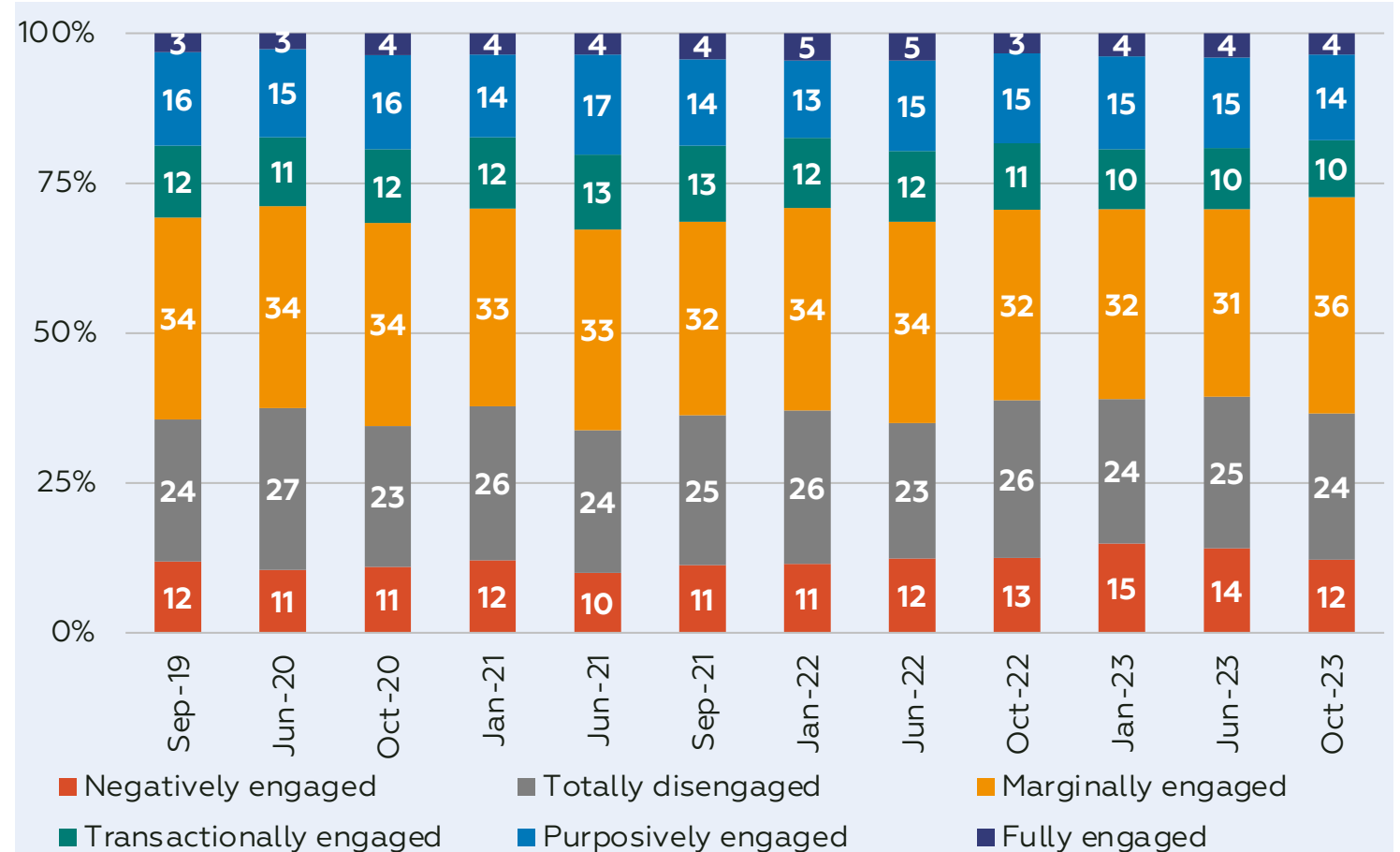
DEL SEGMENTATION - OCTOBER 2023

Segment	Change since June 2023
Negatively engaged	↓ -2%
Totally disengaged	↓ -1%
Marginally engaged	↑ +5%*
Transactionally engaged	→ NC
Purposively engaged	↓ -1%
Fully engaged	↓ -1%

There has been one significant change since June 23, a 5%pp increase in the Marginally Engaged audience, the highest since DEL began tracking.

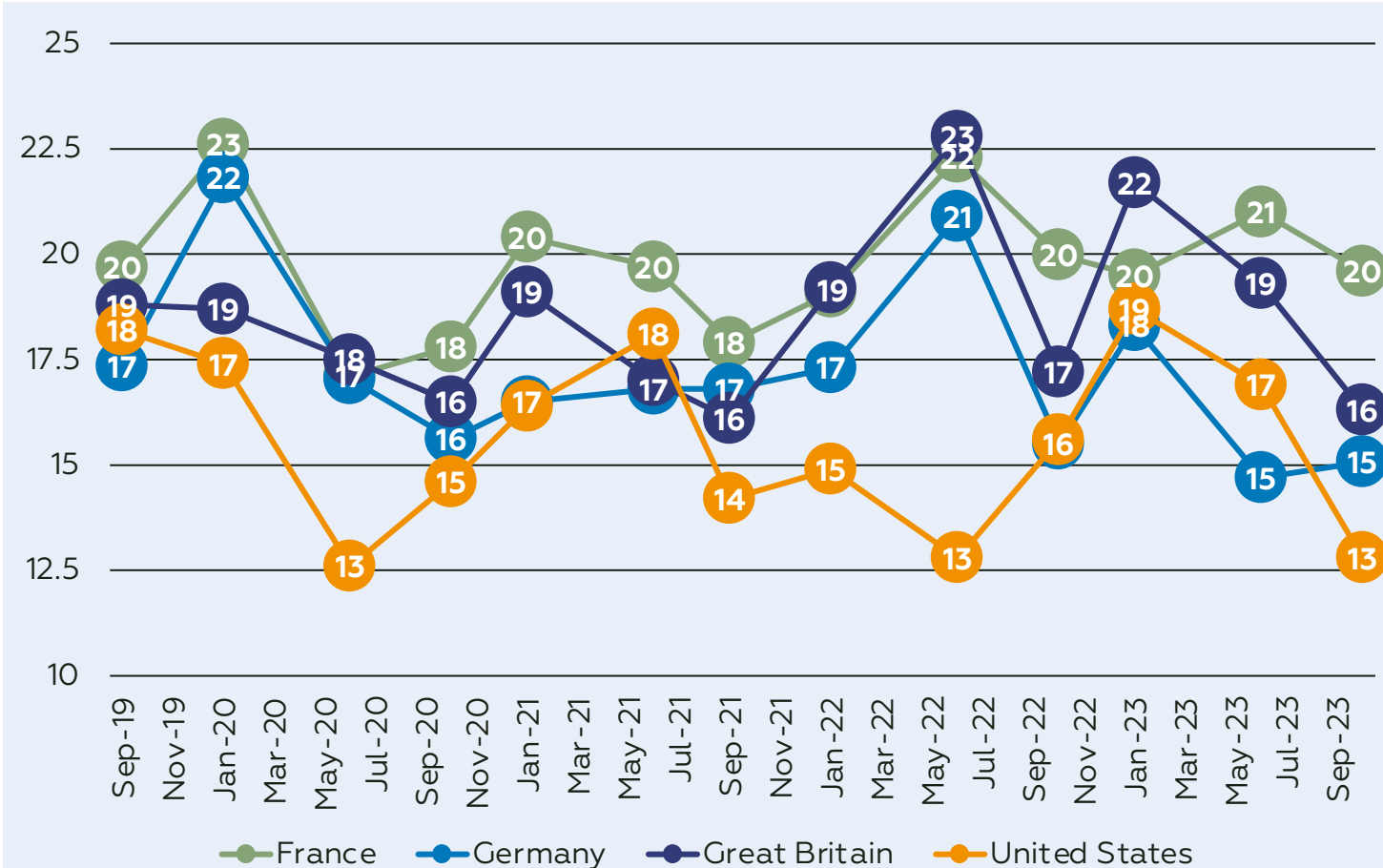
The most engaged audience groups – Fully, Purposively and Transactionally – have changed very little since Jan 2023.

There has been -2% decrease in the Negatively Engaged audience, which means fewer people taking action in opposition to poverty alleviation efforts, however the change is not significant.



The Development Engagement Lab Engagement Segmentation (proportion of respondents in each group)
 Sample size n=6,050 | Base: DE adults | Data are weighted to be nationally representative | Fieldwork by YouGov, 19 Sep – 23 Oct 2023
 Comparison to June 2023

TRENDS IN DONATIONS - 2019/2023




15%
→ NC

have donated to a global poverty charity in the past 12 months in Germany

In three of the four DEL countries, we see a fall in the percentage of respondents who say they have donated to a global poverty charity in the past 12 months. Donations in Germany have remained constant at 15% from June 2023, which matches a low since DEL began tracking.

The biggest decrease in donors is in the U.S., a fall of 4pp to 13%.

Question: Thinking about global poverty and development, have you donated money to an international NGO or charity working on the issue in the past 12 months? (% who donated)

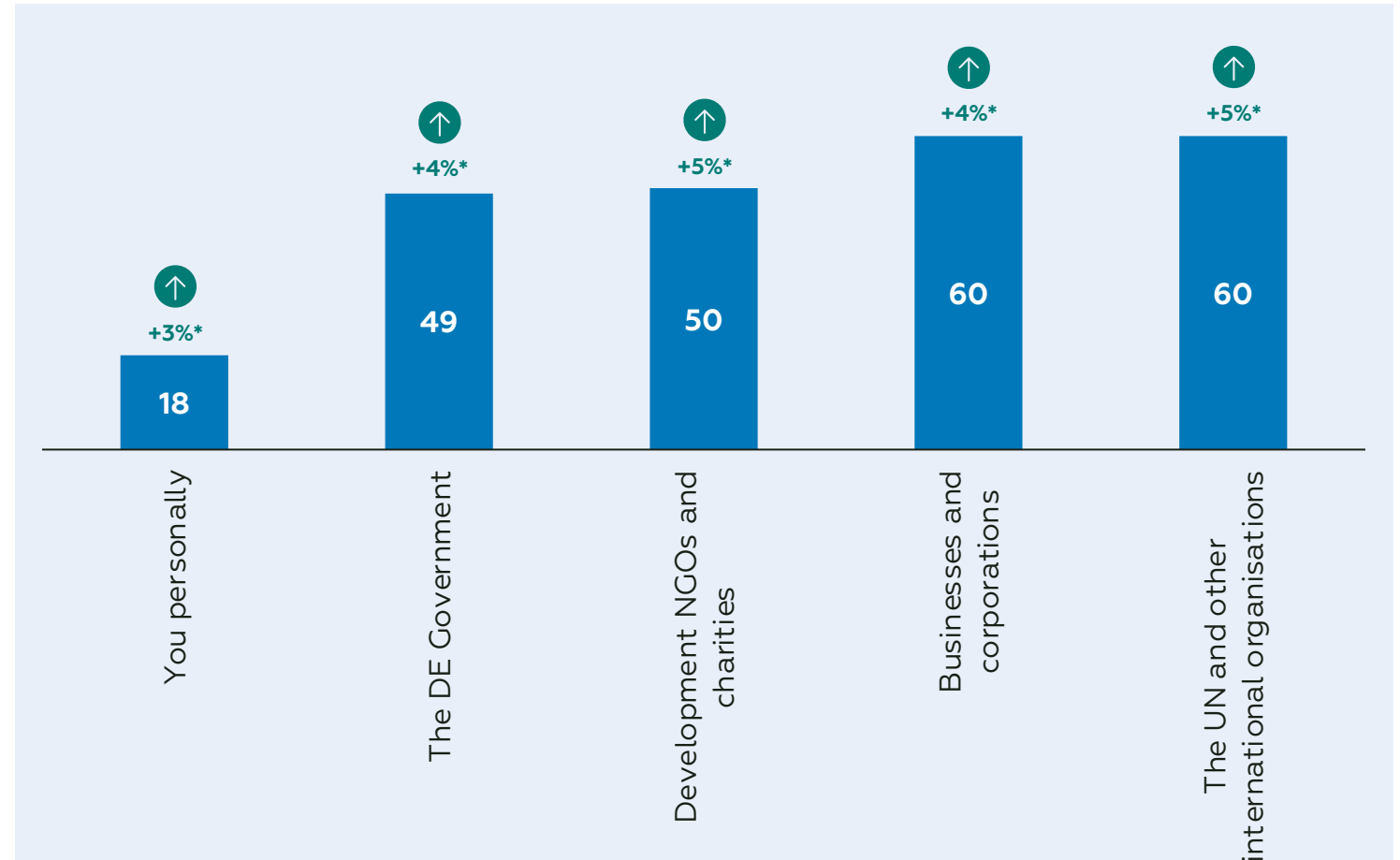
Sample size n=6,050 | Base: DE adults | Data are weighted to be nationally representative | Fieldwork by YouGov, 19 Sep – 23 Oct 2023
Comparison to June 2023

EFFICACY BATTERY – OCTOBER 2023

After observing a sharp fall in levels of efficacy across the board in June 2023, perceived efficacy – ability to reduce poverty in poor countries – has increased across all categories.

The perceived efficacy of the German government, NGOs, businesses and international organizations all rose significantly by 4-5% in the last tracking period.

While personal efficacy – the view that individuals can reduce poverty in poor countries – also increased (up 3 percentage points) – the gap between perceived personal and institutional capacities to make a difference to poverty in poor countries continues to widen.




Question: How much of a difference, if any, do you think each of the following can make to reducing poverty in poor countries? (% who say they can make a difference or a great deal of difference)

Sample size n=6,050 | Base: DE adults | Data are weighted to be nationally representative | Fieldwork by YouGov, 19 Sep – 23 Oct 2023
Comparison to June 2023

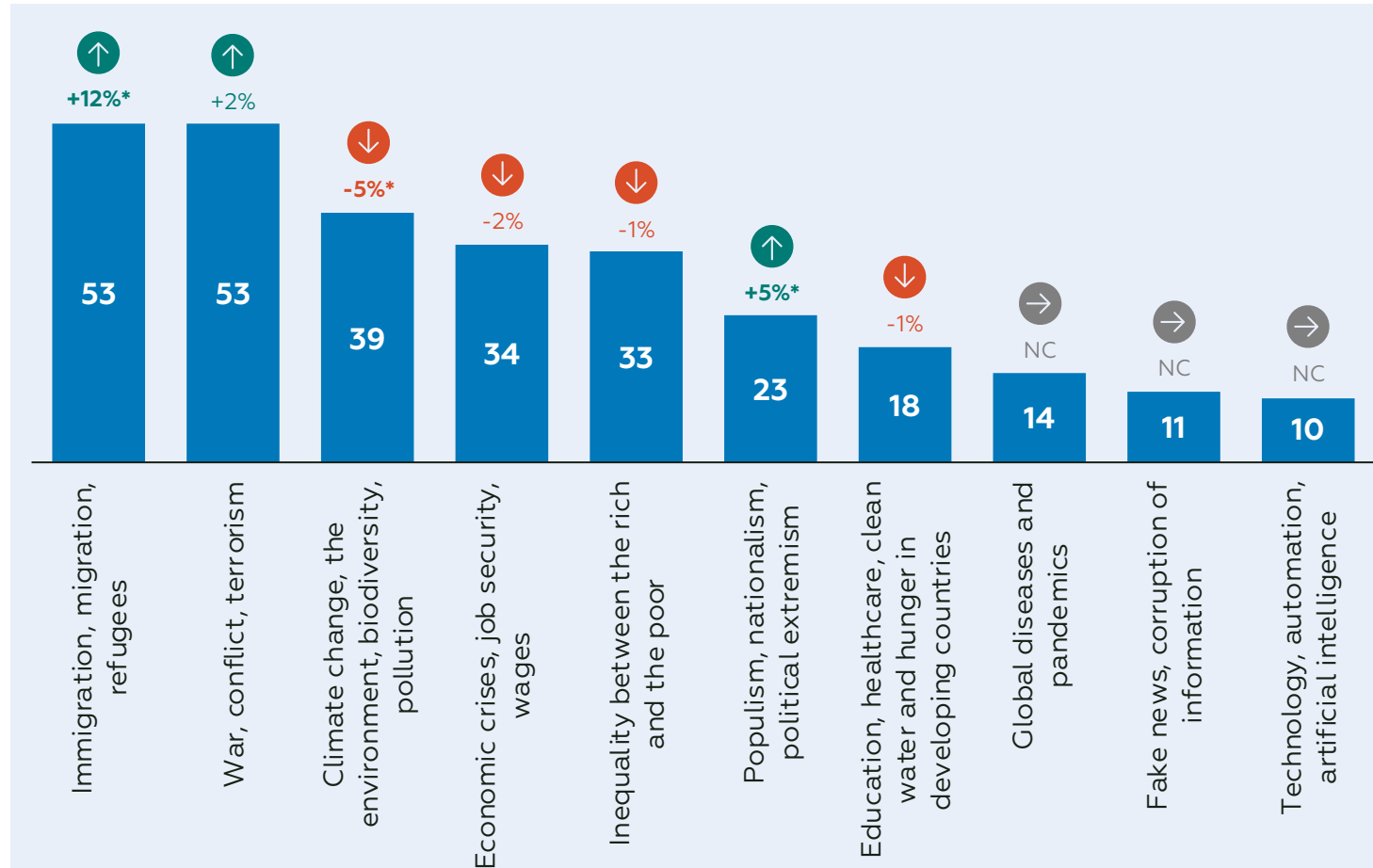
ATTITUDINAL ENGAGEMENT



Tracking public opinion on
global issues, global poverty,
and sustainable development
in Germany



MOST IMPORTANT ISSUES – OCTOBER 2023



Concern for immigration, migration and refugees is the top issue of concern in Germany. Personal concern for the issue has risen 12% percentage points to 53% since June 2023.

The second biggest change in issues of concern is respondents who say they care about populism, nationalism and extremism, which has risen by 5% percentage points to 23% compared to June 2023.

October also saw a 5% percentage point decrease in concern for climate change/environment.

All other issues changed nominally.

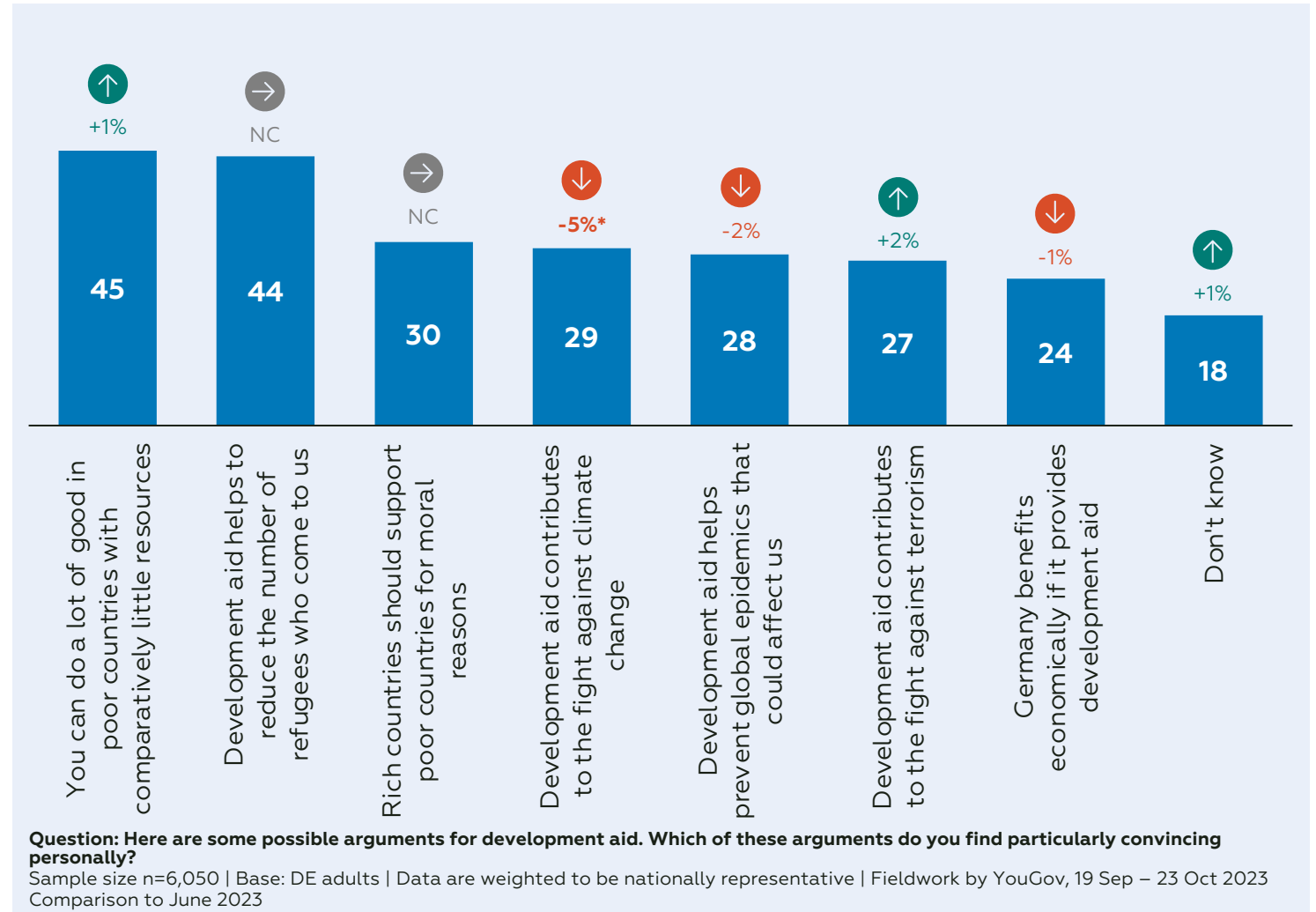
Question: Thinking about the issues below, which of the following do you personally care about? (% who select issue of concern)
 Sample size n=6,050 | Base: DE adults | Data are weighted to be nationally representative | Fieldwork by YouGov, 19 Sep – 23 Oct 2023
 Comparison to June 2023

ARGUMENTS FOR AID – OCTOBER 2023

There is one significant change in the rankings of convincing arguments for giving aid in Germany since January. 29% of Germans – 5 percentage points fewer than June '23 – said that aid contributes to the fight against climate change.

The most convincing arguments overall is you can do a lot of good in poor countries with few resources (45%), and that aid helps reduce the number of refugees coming to Germany (44%).

The least convincing argument is that Germany benefits economically if it provides development aid.



ATTITUDES AND PUBLIC OPINION – OCTOBER 2023



15%



think German aid gets where it is needed



44%



are concerned or very concerned about levels of poverty in poor countries



41%



think that we should give some aid, or give it generously



32%



think development aid is effective or very effective



34%



say they have some or a great deal of trust in dev NGOs and charities

We observe no significant changes in the landscape of attitudinal engagement.

Just 15% of respondents said German aid gets where it is needed and 32% say development aid is effective.

Concern for global poverty and attitudes toward giving aid generously have not changed from June 2023.

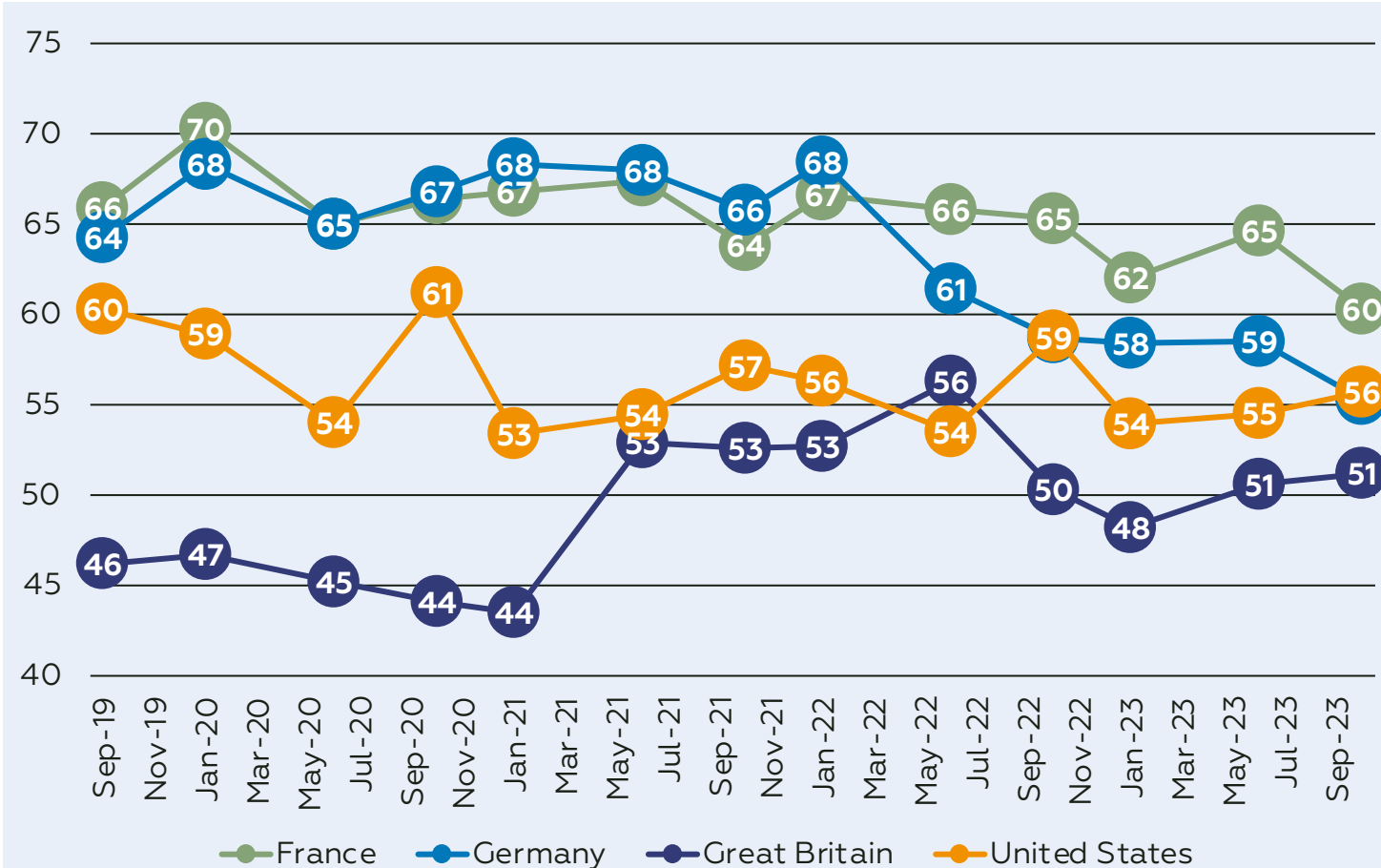
Question listed in each box

Sample size n=6,050 | Base: DE adults | Data are weighted to be nationally representative | Fieldwork by YouGov, 19 Sep – 23 Oct 2023
Comparison to June 2023

©2023 | DEVELOPMENT ENGAGEMENT LAB



TRENDS IN AID SUPPORT - 2019/2023



Question: Aus ihrem gesamten Haushaltsvolumen in Höhe von etwa 560 Milliarden Euro stellt die Bundesregierung zurzeit 4,9 Prozent – 27,3 Milliarden Euro - für die Entwicklungszusammenarbeit an arme Länder bereit. Sollte die Regierung Ihrer Meinung nach den Betrag, den sie für die Entwicklungszusammenarbeit ausgibt, erhöhen oder senken? (% who thinks we should keep or increase current expenditure levels)
 Sample size n=6,050 | Base: DE adults | Data are weighted to be nationally representative | Fieldwork by YouGov, 19 Sep – 23 Oct 2023
 Comparison to June 2023



55%
 ↓ -3%

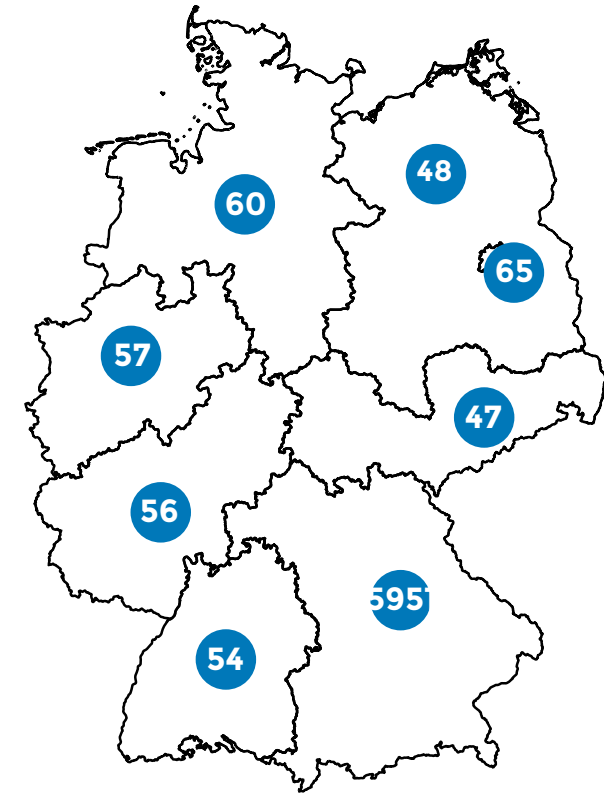
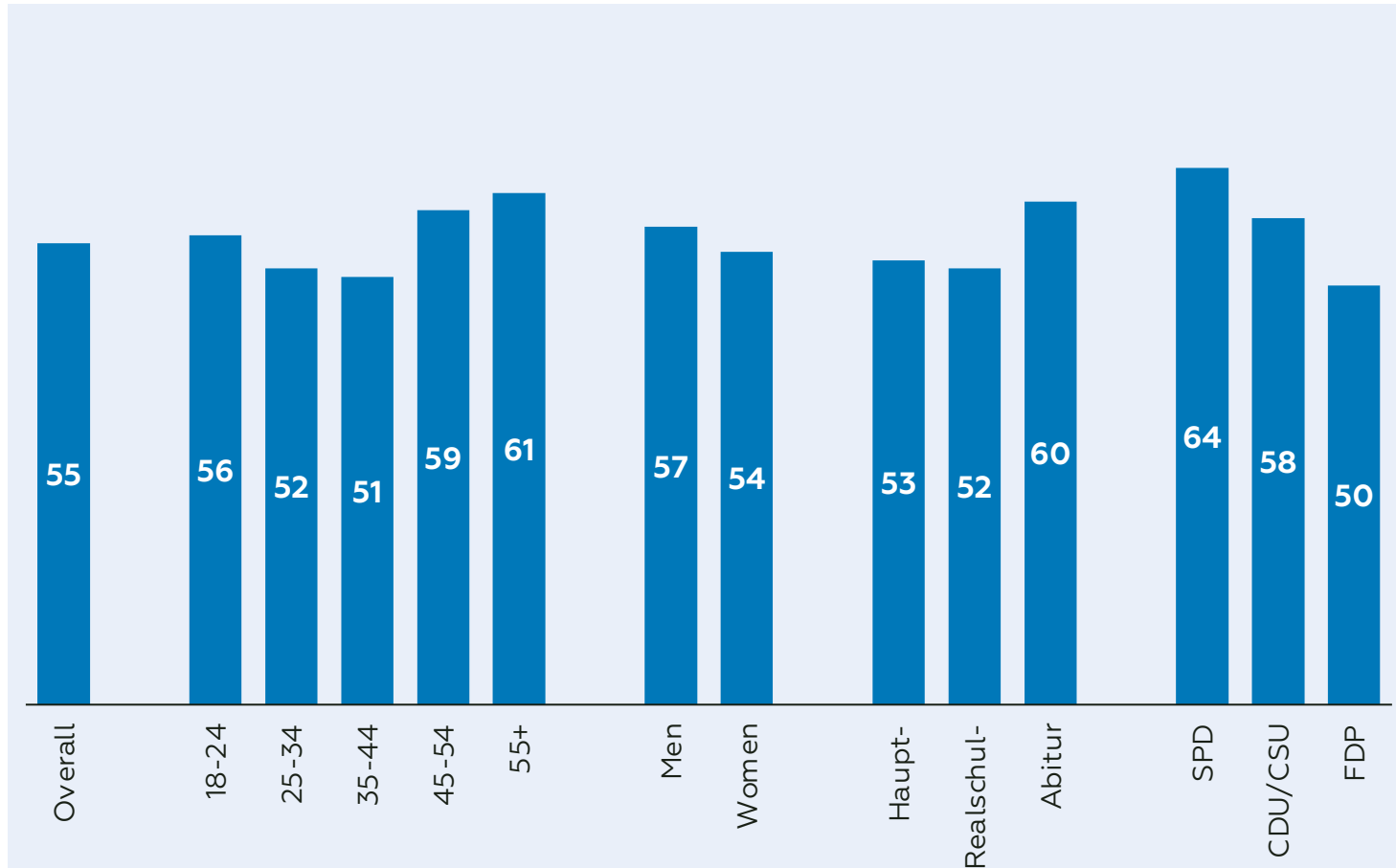
think we should keep or increase our current aid budget in Germany

Support for development cooperation in Germany stands at 55%; significantly lower than the high of 68%.

In Britain, support for aid remained constant at 51%, and support increased by 1% in the U.S.

However, France's downward trend in support continues: 60% say they want to increase or keep the aid budget the same, down from a high of 70% in Jan of 2020.

WHO SUPPORTS DEVELOPMENT AID?



Question: Aus ihrem gesamten Haushaltsvolumen in Höhe von etwa 560 Milliarden Euro stellt die Bundesregierung zurzeit 4,9 Prozent – 27,3 Milliarden Euro - für die Entwicklungszusammenarbeit an arme Länder bereit. Sollte die Regierung Ihrer Meinung nach den Betrag, den sie für die Entwicklungszusammenarbeit ausgibt, erhöhen oder senken? (% who thinks we should keep or increase current expenditure levels)
 Sample size n=6,050 | Base: DE adults | Data are weighted to be nationally representative | Fieldwork by YouGov, 19 Sep – 23 Oct 2023



UNIVERSITY OF
BIRMINGHAM

The Development Engagement Lab (DEL) is a five-year study of public attitudes and engagement with global development in France, Germany, Great Britain, and the United States (2018-2023).

DEL is a partner focussed research programme, convening and co-producing research and insights with over 30 international development NGOs and government agencies to understand the drivers of engagement and inform development communications.

Fieldwork is carried out by YouGov and surveys are weighted to be a nationally representative of the adult population. DEL is funded by the Bill & Melinda Gates Foundation and led by Professor Jennifer Hudson (University College London) and Professor David Hudson (University of Birmingham).

The Development Engagement Lab

(Aid Attitudes Tracker Phase 2) has three goals:

1. Co-production of an evidence base for development campaigning
2. Enabling collaboration across the sector
3. Increasing advocacy capacity through the sharing of research and strategic insights

You can find out more information about DEL research at www.developmentcompass.org, follow us on Twitter [@DevEngageLab](https://twitter.com/DevEngageLab) or by contacting del@ucl.ac.uk.

Cover photo: [manzur alam](#) on [Unsplash](#)